

PCM: SPECIFICATION SHEET

STENNER PUMPS



The Pump Control Module (PCM) is a time adjusted controller that powers the pump. A pulsing flow meter sends a signal to the PCM which actuates the pump to deliver the desired dose based upon water volume. The PCM has a locking feature on the adjustment knob.

TIME RANGE IN SECONDS

PCM1: 0.1-1.0

PCM5: 0.5-5.0

PCM10: 1.0-10.0

PCM20: 2.0-20.0

NOTE: The time range can be changed by adjusting the internal jumper setting as indicated above.


INTERCHANGEABLE TIME RANGE SETTINGS



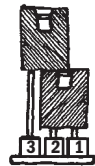
0.1-1 second
(Jumper 2 & 1)



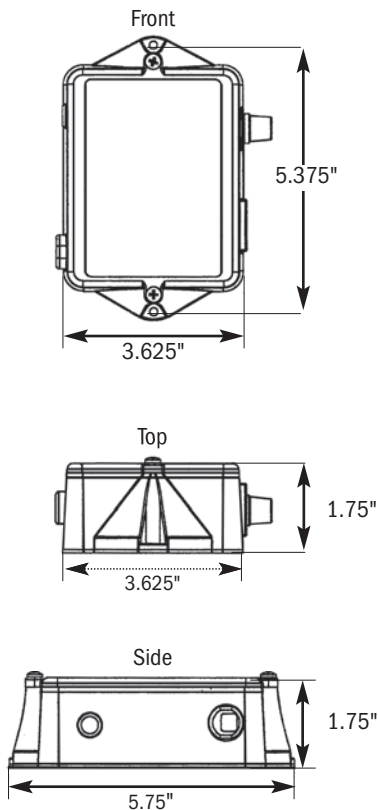
0.5-5 seconds
(Jumper 3 & 2)



1-10 seconds
(Jumper 3)



2-20 seconds
(Jumper 3 & 2, 2 & 1)



TIMER

Microcontroller with triac output

NO LOAD CURRENT

0.45mA AC maximum

TURNDOWN RATIO

10:1

OUTPUT ELECTRICAL

Maximum device load,
1.8 amp at 120V

INPUT SIGNAL

Non-voltage dry contact, water meter

HOUSING MATERIAL

Polycarbonate plastic

RESET TIME

Immediate

BOX DIMENSIONS: L x W x H

8 x 8 x 6 in. (20.3 x 20.3 x 15.2 cm)

MINIMUM SIGNAL DURATIONS

10 milliseconds

SHIPPING WEIGHT

2 lbs (0.9 kg)

INPUT ELECTRICAL

120V 60Hz

The information contained in this flyer is not intended for specific application purposes. Stenner Pump Company reserves the right to make changes to prices, products, and specifications at any time without prior notice.



Stenner Pump Company
3174 DeSalvo Road
Jacksonville, Florida 32246 USA

Phone 904.641.1666
US Toll Free 800.683.2378
Fax 904.642.1012

www.stenner.com
sales@stenner.com

© Stenner Pump Company All Rights Reserved

PCMS0410